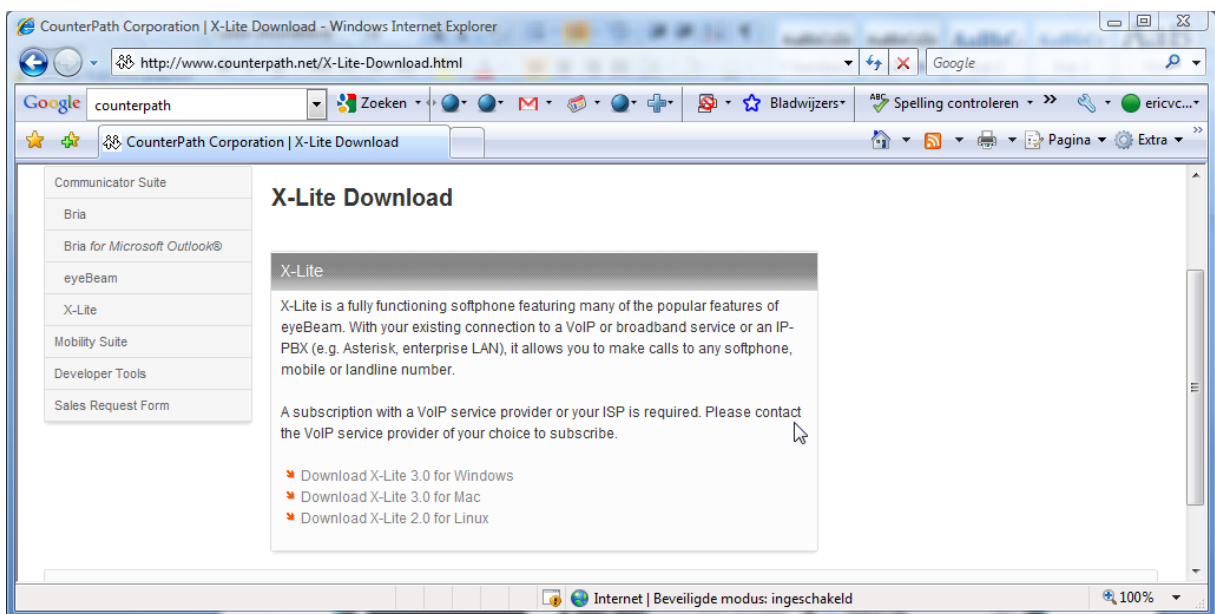


Auteur: Eric van Cann  
Bedrijf: ECAssist  
Datum: 29-04-2009  
Versie: 0.1

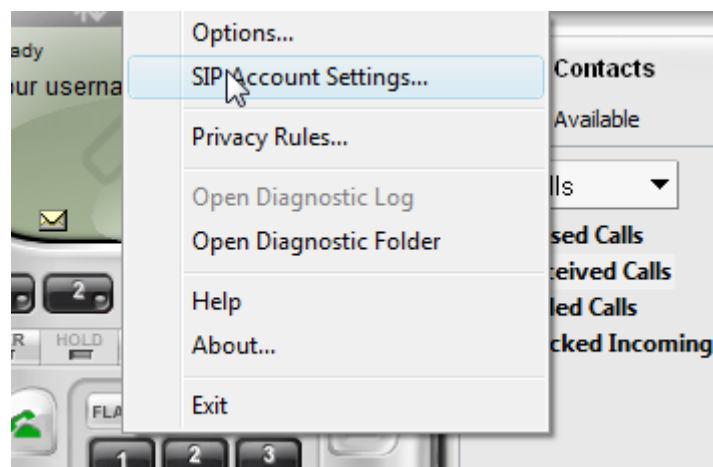
Korte beschrijving: deze handleiding beschrijft de installatie en de activering van een SIP telefoon.

Benodigdheden: SIP software (bv Xlite van Counterpath), account gegevens, domain IP adres  
Username: 560  
User wachtwoord: 1234  
Voicemail wachtwoord: 1234

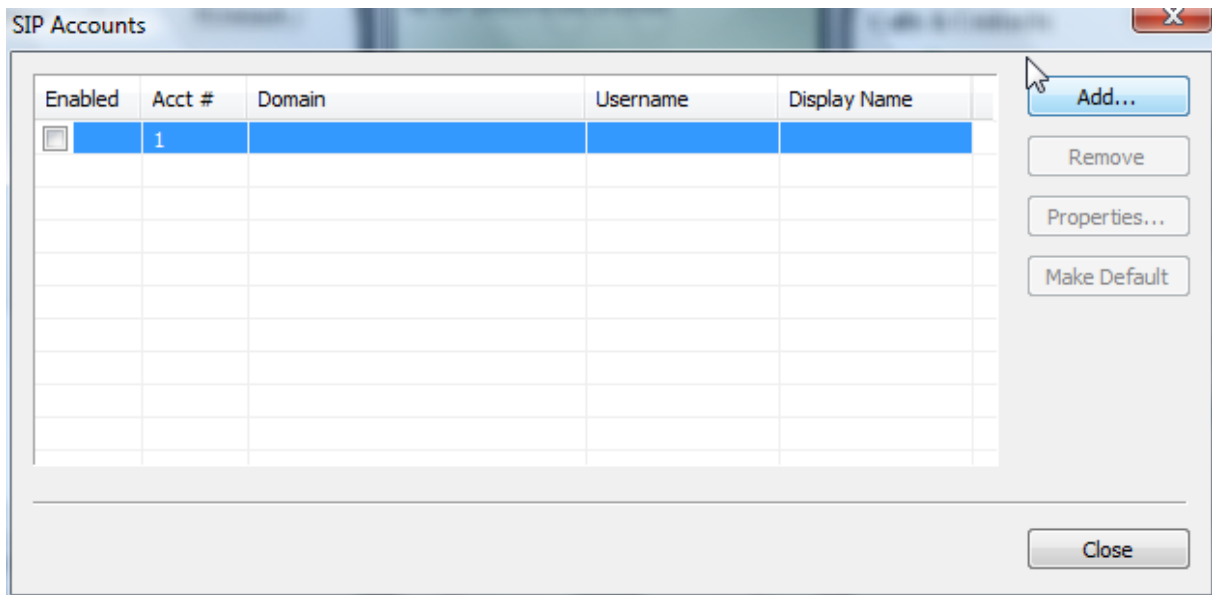
1. Download de installatiefile van de gratis x-lite softphone en installeer de file die bij jouw besturingssysteem past op de PC: <http://www.counterpath.com/x-lite>



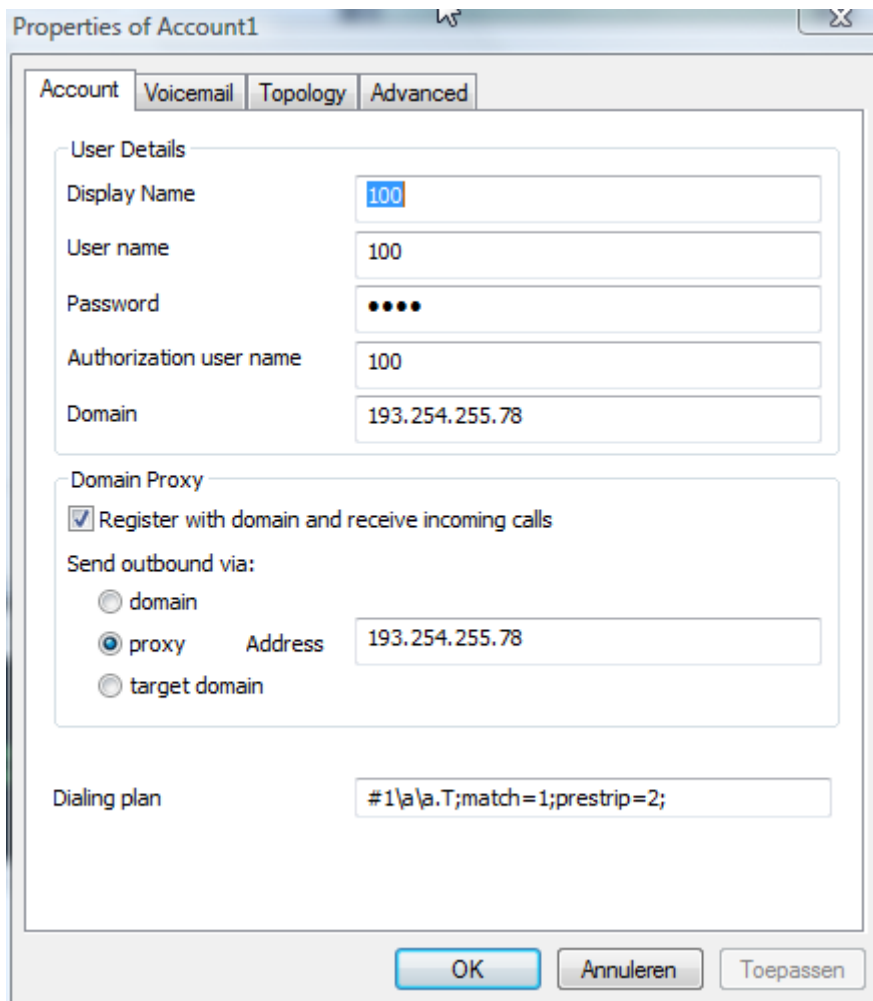
2. Start de applicatie en selecteer SIP Account settings.



3. Klik op [add]

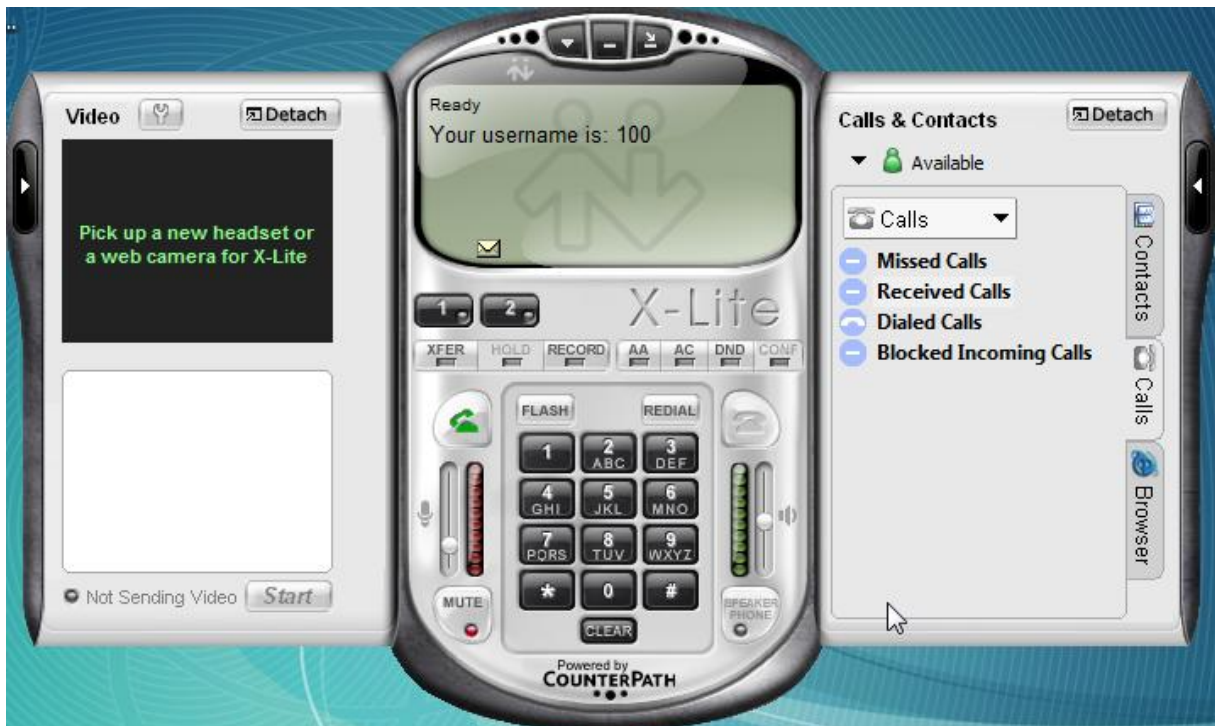


4. Vul alle account gegevens in: Display name (100), User name(100), wachtwoord (1002) domain etc. gebruik bij de proxy instelling hetzelfde ip adres.



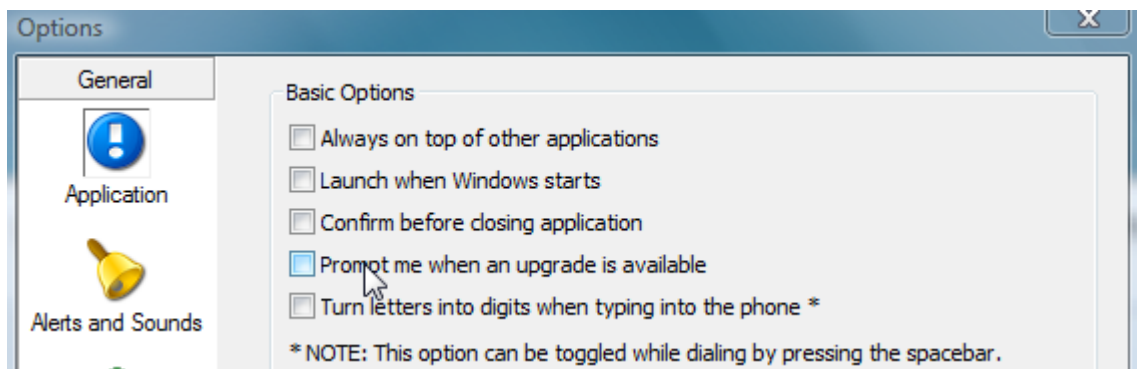


7. X-lite zal nu de user verifiëren en als alles werkt in het display Ready tonen.

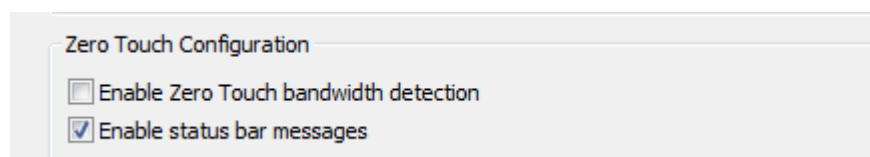


8. Tips

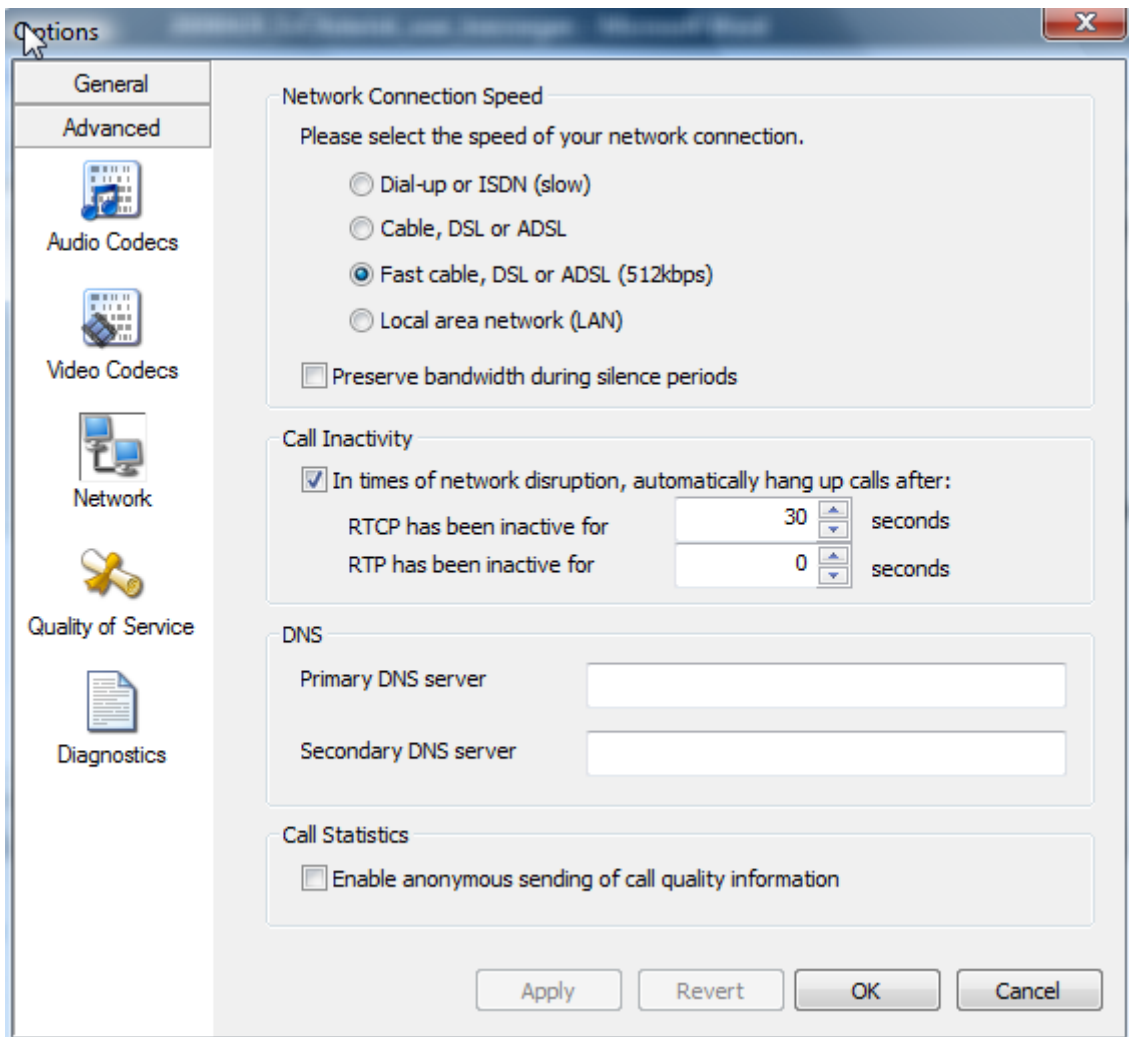
- Verkorte nummer bellen: bv 100 of 200 of 103 etc
- Extern bellen: plaats een 0 voor een buitenlijn
- \*98 is de voicemail
- Vervelende updates van x-lite uitzetten



- Bandbreedte beperken kan de geluidskwaliteit aanzienlijk verbeteren bij draadloze verbindingen.
  - Vink "Enable Zero touch bandwidth detection"



- Experimenteer met een lagere bandbreedte



- Asterisk kent een heleboel functionaliteiten vergelijkbaar met \*21\* bij KPN. Hieronder een overzicht:



		Use Default?	Feature Status
<b>Call Forward</b>			
Call Forward All Activate	*72	<input checked="" type="checkbox"/>	Enabled ▾
Call Forward All Deactivate	*73	<input checked="" type="checkbox"/>	Enabled ▾
Call Forward All Prompting Deactivate	*74	<input checked="" type="checkbox"/>	Enabled ▾
Call Forward Busy Activate	*90	<input checked="" type="checkbox"/>	Enabled ▾
Call Forward Busy Deactivate	*91	<input checked="" type="checkbox"/>	Enabled ▾
Call Forward Busy Prompting Deactivate	*92	<input checked="" type="checkbox"/>	Enabled ▾
Call Forward No Answer/Unavailable Activate	*52	<input checked="" type="checkbox"/>	Enabled ▾
Call Forward No Answer/Unavailable Deactivate	*53	<input checked="" type="checkbox"/>	Enabled ▾
<b>Call Waiting</b>			
Call Waiting - Activate	*70	<input checked="" type="checkbox"/>	Enabled ▾
Call Waiting - Deactivate	*71	<input checked="" type="checkbox"/>	Enabled ▾
<b>Core</b>			
Asterisk General Call Pickup	*8	<input checked="" type="checkbox"/>	Enabled ▾

ChanSpy	555	<input checked="" type="checkbox"/>	Enabled ▾
Dial System FAX	666	<input checked="" type="checkbox"/>	Enabled ▾
Directed Call Pickup	**	<input checked="" type="checkbox"/>	Enabled ▾
In-Call Asterisk Attended Transfer	*2	<input checked="" type="checkbox"/>	Enabled ▾
In-Call Asterisk Blind Transfer	##	<input checked="" type="checkbox"/>	Enabled ▾
In-Call Asterisk Disconnect Code	**	<input checked="" type="checkbox"/>	Enabled ▾
In-Call Asterisk Toggle Call Recording	*1	<input checked="" type="checkbox"/>	Enabled ▾
Simulate Incoming Call	7777	<input checked="" type="checkbox"/>	Enabled ▾
User Logoff	*12	<input checked="" type="checkbox"/>	Enabled ▾
User Logon	*11	<input checked="" type="checkbox"/>	Enabled ▾
ZapBarge	888	<input checked="" type="checkbox"/>	Enabled ▾
<b>Do-Not-Disturb (DND)</b>			
DND Activate	*78	<input checked="" type="checkbox"/>	Enabled ▾
DND Deactivate	*79	<input checked="" type="checkbox"/>	Enabled ▾
DND Toggle	*76	<input checked="" type="checkbox"/>	Enabled ▾
<b>Follow Me</b>			
Findme Follow Toggle	*21	<input checked="" type="checkbox"/>	Enabled ▾
<b>Info Services</b>			
Call Trace	*69	<input checked="" type="checkbox"/>	Enabled ▾
Directory	#	<input checked="" type="checkbox"/>	Enabled ▾
Echo Test	*43	<input checked="" type="checkbox"/>	Enabled ▾

Speak Your Exten Number	<input type="text" value="*65"/>	<input checked="" type="checkbox"/>	Enabled ▾
Speaking Clock	<input type="text" value="*60"/>	<input checked="" type="checkbox"/>	Enabled ▾
<b>Paging and Intercom</b>			
Intercom prefix	<input type="text" value="*80"/>	<input checked="" type="checkbox"/>	Disabled ▾
User Intercom Allow	<input type="text" value="*54"/>	<input checked="" type="checkbox"/>	Disabled ▾
User Intercom Disallow	<input type="text" value="*55"/>	<input checked="" type="checkbox"/>	Disabled ▾
<b>Phonebook Directory</b>			
Phonebook dial-by-name directory	<input type="text" value="411"/>	<input checked="" type="checkbox"/>	Enabled ▾
<b>Recordings</b>			
Check Recording	<input type="text" value="*99"/>	<input checked="" type="checkbox"/>	Enabled ▾
Save Recording	<input type="text" value="*77"/>	<input checked="" type="checkbox"/>	Enabled ▾
<b>Speed Dial Functions</b>			
Set user speed dial	<input type="text" value="*75"/>	<input checked="" type="checkbox"/>	Enabled ▾
Speeddial prefix	<input type="text" value="*0"/>	<input checked="" type="checkbox"/>	Enabled ▾
<b>Voicemail</b>			
Dial Voicemail	<input type="text" value="*98"/>	<input checked="" type="checkbox"/>	Enabled ▾
My Voicemail	<input type="text" value="*97"/>	<input checked="" type="checkbox"/>	Enabled ▾